

# MERRY CHRISTMAS

.....


An Advent Calendar

Paige Bruce



Fine me at: <https://www.teacherspayteachers.com/Store/A-Counselors-Toolbox>

And Instagram: [instagram.com/parentingwithpaige](https://www.instagram.com/parentingwithpaige)



1

Hold the door  
open for  
someone today




2

Make eye  
contact and smile  
at everyone you  
meet today



3

Name something  
kind you can do  
for someone  
else. Do it!



4

Who are you  
grateful for? Tell  
them.



5

Write a letter or  
draw a picture to  
tell someone you  
love them.



6

Pick an item or  
book to donate.




7

Renew a  
relationship or  
make a new  
friend today.



8

Make a special  
treat!




9

Leave a kind  
note or special  
treat for your  
neighbor




10

Practice Kindness  
and Patience  
today. Share what  
you did.



11

Draw cheerful  
gingerbread  
people



12

Give a  
gingerbread  
drawing to help  
someone to help  
spread cheer.



13

Learn a new  
holiday song!



14

Make Christmas  
cards for the local  
nursing home.




15

Write thank you  
notes for your  
teachers



16

Call a family  
member and  
tell them you  
love them




17

Tape microwave popcorn to a Redbox machine




18

Put candy canes on 10 cars in the neighborhood



19

What are you grateful for? Write them down and make a gratitude garland for your tree.



20

Pick up trash/litter anytime you see it today



21

Do something kind for a sibling/friend



22

Make thank you notes and treats for your healthcare workers.










23

Call a family member and tell them you love them





24

Write a letter to your family sharing what you love about each person to read on Christmas day.






Use this page to create your family gratitude garland for the tree!



Use this page to create your family gratitude garland for the tree!



Use this page to cut out  
and write thank you  
notes, cards and letters!





# TERMS OF USE

Thank you for your purchase! By purchasing this resource, you are agreeing that the contents are the property of Paige Bruce/ A Counselor's Toolbox and licensed to you only for classroom / personal use as a single user. I retain the copyright, and reserve all rights to this product. Please remember to leave feedback so you will earn TpT Credits, which may be applied to your future purchases. **FOLLOW ME ON TPT.**

## YOU MAY:

- Use free and purchased items for your own classroom students, or your own personal use.
- Reference this product in blog posts, at seminars, professional development, workshops, or other such venues, ONLY if both credit is given to myself as the author, and a link back to my TpT store is included in the presentation.
- Purchase licenses at a great discount for other teachers to use this resource.

## YOU MAY NOT:

- Claim this work as your own, alter the files in any way, or remove copyright / watermarks.
- Sell the files or combine them into another unit for sale / free.
- Post this document for sale / free elsewhere on the internet (this includes Google Doc links on blogs).
- Making copies of purchased items to share with others is strictly forbidden and is a violation of the TOU / law.

Thank you for abiding by universally accepted codes of professional ethics while using this product. If you encounter an issue with your file, notice an error, or are in any way experiencing a problem, please contact me and I will be more than happy to help sort it out. You can message me at [paige.sears93@gmail.com](mailto:paige.sears93@gmail.com).

## **THANK YOU!**

**Paige Bruce– A Counselor's Toolbox**

**<https://www.teacherspayteachers.com/Store/A-Counselors-Toolbox>**

**THANK YOU TO THESE CLIPART & FONT ARTISTS:**